





多摩川TS系列五相步進馬達規格



| 規格 | 機身尺寸 mm | 型號 | 單軸 | 雙軸 | 電壓 V / Phass | 電流 A / Phass | 靜力距 N·m (kgf·cm) | 機長 mm |
|----|---|--------|------|-------|--------------|--------------|------------------|-------|
| 09 |  | TS3664 | N1E1 | N11E1 | 1.58 | 0.35 | 0.017 (0.17) | 30.5 |
| | | TS3664 | N1E2 | N11E2 | 0.83 | 0.75 | 0.017 (0.17) | 30.5 |
| | | TS3664 | N2E3 | N12E3 | 2.35 | 0.35 | 0.028 (0.28) | 46.5 |
| | | TS3664 | N2E4 | N12E4 | 1.28 | 0.75 | 0.028 (0.28) | 46.5 |
| 17 |  | TS3667 | N1E1 | N11E1 | 2.63 | 0.35 | 0.13 (1.3) | 33.0 |
| | | TS3667 | N1E2 | N11E2 | 1.28 | 0.75 | 0.13 (1.3) | 33.0 |
| | | TS3667 | N1E3 | N11E3 | 0.67 | 1.40 | 0.13 (1.3) | 33.0 |
| | | TS3667 | N2E4 | N12E4 | 3.33 | 0.35 | 0.18 (1.8) | 39.0 |
| | | TS3667 | N2E5 | N12E5 | 1.65 | 0.75 | 0.18 (1.8) | 39.0 |
| | | TS3667 | N2E6 | N12E6 | 0.90 | 1.40 | 0.18 (1.8) | 39.0 |
| | | TS3667 | N3E7 | N13E7 | 1.65 | 0.75 | 0.24 (2.4) | 47.0 |
| | | TS3667 | N3E8 | N13E8 | 0.90 | 1.40 | 0.24 (2.4) | 47.0 |
| 23 |  | TS3624 | N1E1 | N21E1 | 1.95 | 0.75 | 0.45 (4.5) | 48.5 |
| | | TS3624 | N1E2 | N21E2 | 1.12 | 1.40 | 0.45 (4.5) | 48.5 |
| | | TS3624 | N2E3 | N22E3 | 2.55 | 0.75 | 0.8 (8) | 56.5 |
| | | TS3624 | N2E4 | N22E4 | 1.54 | 1.40 | 0.8 (8) | 56.5 |
| | | TS3624 | N3E5 | N23E5 | 2.52 | 1.40 | 1.5 (15) | 86.5 |
| | | TS3624 | N3E6 | N23E6 | 1.82 | 2.80 | 1.5 (15) | 86.5 |
| 34 |  | TS3630 | N1E1 | N21E1 | 2.46 | 1.40 | 2.1 (21) | 64.5 |
| | | TS3630 | N1E2 | N21E2 | 2.1 | 2.80 | 2.1 (21) | 64.5 |
| | | TS3630 | N2E3 | N22E3 | 3.82 | 1.40 | 4.1 (41) | 96.5 |
| | | TS3630 | N2E4 | N22E4 | 1.88 | 2.80 | 4.1 (41) | 96.5 |
| | | TS3630 | N3E5 | N23E5 | 2.38 | 2.80 | 6.3 (63) | 126.5 |

* Holding torque is the value at 4-phase exciting by the rated current.
(The torque conversion rate is 1 Nm = 10kgf·cm)

一相步進馬達驅動器

五相步進馬達驅動器

DC馬達控制器

AC馬達控制器

振動盤控制器